

Software Update (CS8)

This document contains instructions for updating the system software of the Kawai CS8 digital piano. Please read these instructions thoroughly before attempting to perform the software update.

■ Checking the software version


To check the current software version installed on the CS8, press and hold the **ORGAN**, **HARPSI&MALLETS**, and **STRINGS** buttons simultaneously, then turn the instrument on.

The current software version will be shown in the LCD display.

If the version number is **greater than** or equal to the update version, no further action is necessary.

* Turn the instrument off and on to return to normal operation.

If the version number is **lower than** the update version, please continue to follow the instructions below.



1. Prepare the USB memory device

Extract the software update ZIP file and copy the included .SYS file(s) to the root folder of a USB memory device.

* The USB device should be formatted to the 'FAT' or 'FAT32' filesystem.



2. Connect the USB memory device

While the instrument is turned off:

Connect the prepared USB memory device to the USB port.

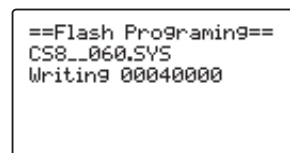



3. Start the update

Press and hold the **1**, **2**, and **3** FUNCTION buttons simultaneously, then turn the instrument on.

The update process will start automatically after a few seconds, and status messages will be shown in the LCD display.

* Do not remove the USB memory device while the software update is in progress.

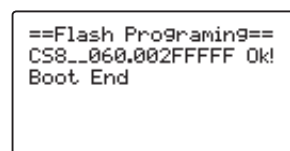


4. Finish the update, disconnect the USB memory device

After approximately 30 seconds, a message will be shown in the LCD display, indicating that the software update has been successful.

Disconnect the USB memory device, then press and hold the **POWER** switch to turn the instrument off. When the instrument is turned on, the updated software will be used automatically.

* If the software update is unsuccessful, restart the process from step 1.



Software Update (CS8)

■ CS8 system software changelog

V1.09 (July 2016)

- Improved: Adjusted Speaker EQ settings and volume.
- Fixed: User EQ displayed incorrect mid-low/mid-high frequency ranges (5.0 kHz → 4.0 kHz).

V1.08 (March 2016)

- First production version.