

Software Update (CA901/CA701 System)

This document contains instructions for updating the system software of the CA901/CA701 digital piano. Please read these instructions thoroughly before attempting to perform the software update.

The update procedure will require approximately two minutes to complete.

■ Update requirements

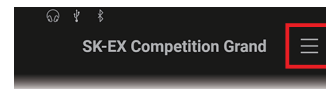
The software update will require a computer with internet access and an empty USB memory device.

* The USB memory device must use the 'FAT' or 'FAT32' filesystem. The 'exFAT' filesystem is not supported.

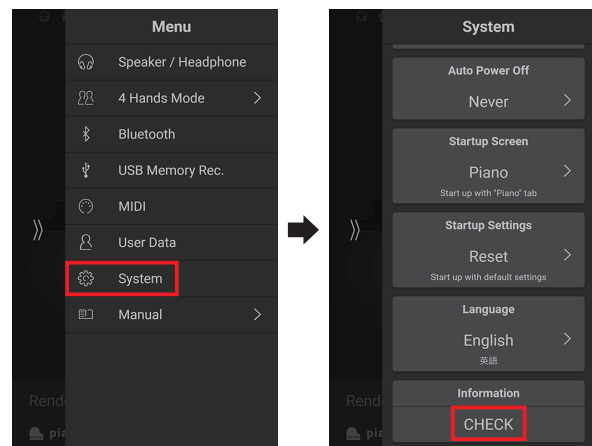
■ Checking the current software versions

While the CA901/CA701 digital piano is turned on:

Tap the ☰ button in the top right corner of the screen to open the Menu.



Tap [SYSTEM], then scroll to the bottom of the menu and tap [Information: CHECK] to show the Version/License screen.



If the Firmware version number is greater than or equal to the update zip file filename, no further action is necessary.

* Exit the menu to return to normal operation.

If the Firmware version number is lower than the update version, please follow the update instructions on the following page.

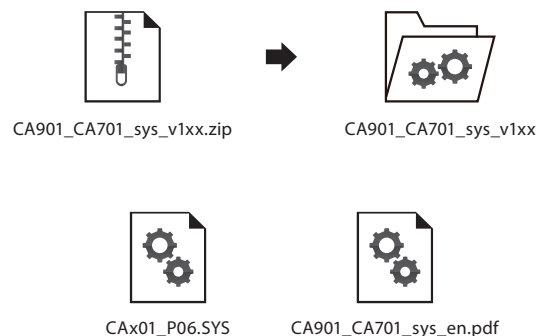


■ Preparing for the update

After downloading the system software update zip file, extract the contents to a temporary folder (e.g. the Desktop).

The folder should contain two files.

Filename	Description
CAx01_P06.SYS	System software
CA901_CA701_sys_en.pdf	Update instructions



Software Update (CA901/CA701 System)

1. Copy the update files to the USB memory device

Copy the **CAx01_P06.SYS** file from the temporary folder to the root (i.e. top-most) folder of the empty USB memory device.

* Do not attempt to modify the update file.

* Do not copy any other data to the USB memory device at this time.

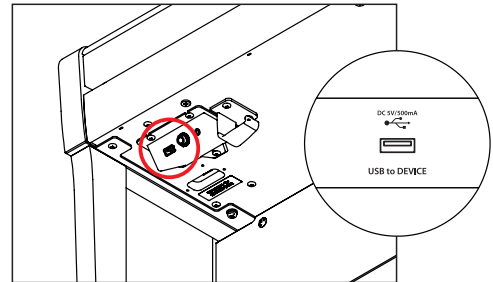


2. Connect the USB memory device

While the CA901/CA701 digital piano is turned off:

Connect the prepared USB memory device to the **[USB to DEVICE]** port located on the left side of the instrument, underneath the keyboard, beside the headphone connectors.

* Be careful not to confuse this port with the **[USB for UPDATE]** port located behind the headphone connector block.

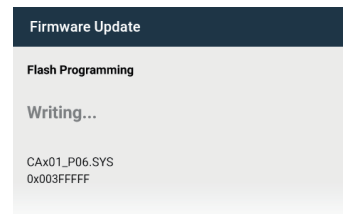
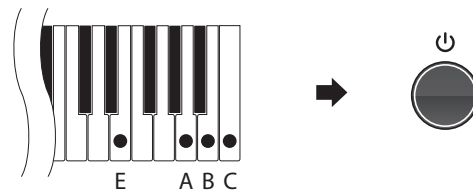


3. Start the update

Press and hold the uppermost **E**, **A**, **B**, and **C** keys (see diagram) simultaneously, then press the **[POWER]** button to turn on the digital piano.

The Firmware Update screen will be shown, and the update process will start automatically, with progress messages shown in the LCD display.

* Do not disconnect the USB memory device or turn off the instrument while the update is in progress.



4. Finish the update, disconnect the USB memory device

After approximately 1 minute, an "Update completed!" message will be shown in the LCD display, indicating that the first stage of the update has been successful.

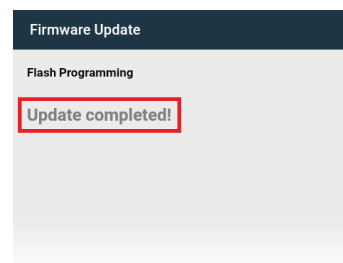
* The confirmation message may also appear as "Boot End", depending on the version of the instrument's LCD touch panel software.

Disconnect the USB memory device, then press and hold the **[POWER]** button to turn the instrument off.

When the instrument is turned on, the updated system software will be used automatically.

Please repeat the steps at the beginning of this document to check the Firmware version, and confirm that the update has been successful.

* If the update is unsuccessful, please restart this procedure from step 1.



Software Update (CA901/CA701 System)

■ CA901/CA701 System software changelog

V1.0.4 (January 2024)

- Fixed: The touch curve used by some Rendered sounds was not stored correctly.
- Fixed: Selecting a Rendering sound after an organ sound had been selected no longer prevents the Soft pedal from working.
- Fixed: Various minor bugs.

V1.0.3 (July 2023)

- Improved: The interaction between very soft/shallow key strokes and the sostenuto pedal.
- Fixed: Bug related to Key-off Effect parameter adjustments not being stored to User Sound memory correctly.

V1.0.2 (November 2022)

- Fixed: Bug related to the Overdubbing function of the Recorder.
- Fixed: Bug related to a system settings issue when executing a Factory Reset.
- Improved: Behavior when disconnecting a device from Bluetooth MIDI.

V1.0.1 (June 2022)

- First production version.